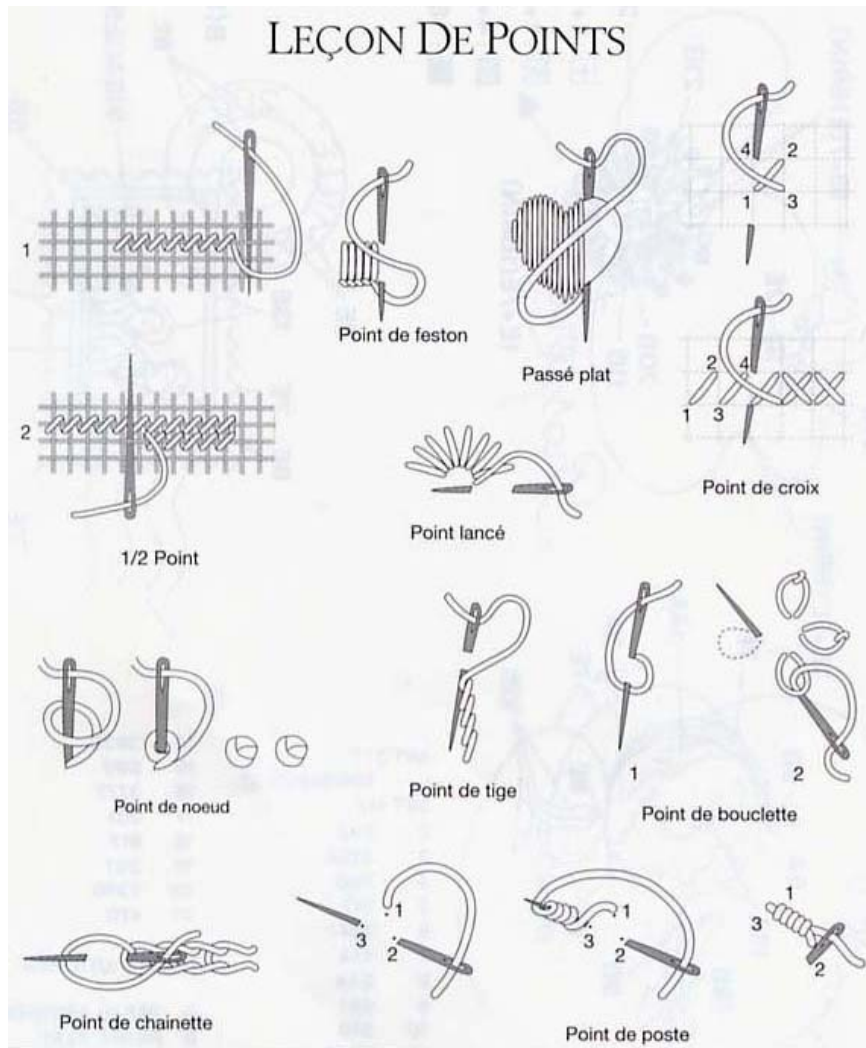


LES POINTS DE BRODERIE







Fig. 1. — Point de tige.


Fig. 2. — Point de chaînette.

Fig. 3. — Point noué.


Réalisation au point de croix.




Points de Broderie



Point avant




Point arrière



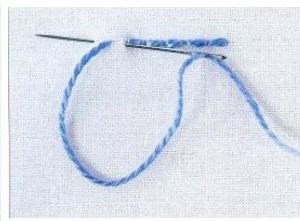
Point lancé




Passé empiétant




Passé plat droit



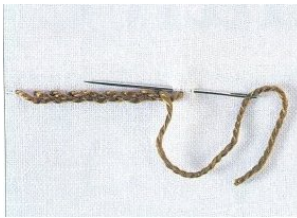
Point de pique



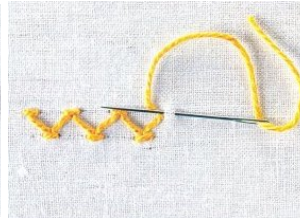
Point plumetis




Point reprise



Point tige




Point de chevron




Point de chausson



Point de sable



Point de boulogne



Point d'armes
contrarié



Point de franges



Point de croix





Le ½ point de croix



Point de noeud

Point de noeud allemand

Point de croix double ou point de diable





Point de corail

Point de chaînette

Chaînette ouverte

Chaînette tordue





Point de chaînette double

Point lancé

Point de poste

Point de rose



Le ½ point de chaînette

Chaînette cablée

Point de broderie anglaise

Point de cordonnet



Point de bouclette

Point de pétale

Point de pâquerette

Pâquerette avec bouclette





Point de palestrinia



Point de feston



Point de feston espacé



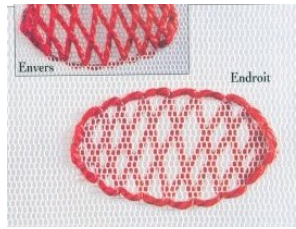
Point de grébiche



Point de boutonnière



Point de boutonnière avec bouclette



Point d'ombre



Point de tourbillon



Point d'arête



Point d'arête double




Point de fougère



Point de plume




Point de roumanie



Point d'épine



Point de gerbe



Point de panier ou point de grille

